

CLASS – III

HOLIDAY HOMEWORK (2024)
THEME-EK BHARAT SHRESHTHA BHARAT

Dear Children,

Summer Vacation is the time that we all eagerly wait for. We all make plans to enjoy, relax and to empower ourselves during these gala days. This summer vacation, the Holiday Homework designed by the school, is a medium for the students to achieve the motto of “Fun and Learn”. The activity based assignments will foster curiosity, develop creativity, enhance knowledge and instil the joy of learning among the students.



This summer break, try and make a difference. Children should-

- **Appreciate Nature** – Adopt or grow a plant.
- **Unravel the Artist in them** - Create a new story, try a new recipe with elders, learn new songs, play a new instrument.
- **Inculcate Good Manners** - Respect parents, grandparents and all elders. Use three magical words (Sorry, Please and Thank you) often. ‘A little more courtesy goes a long way.’
- **Save Nature** – Contribute to save our precious environment. Minimize the wastage of resources like water, fuel and electricity.
- **Work on Language Skills** - Read story books and improve your vocabulary.

General instructions:

- The work should be done systematically, neatly, creatively and presented colourfully.
- Follow the instructions carefully.
- Originality of the work will be appreciated.
- All your activities should be neatly labelled with your name, class and section clearly mentioned.

Kindly submit your holiday homework as per the dates allotted for each subject.

Enjoy your summer vacation!

General Instructions:

- Work should be done systematically as per the given instructions.
- Activity 1 is allotted roll number wise.
- The written work is to be done in the Expressions Notebook.
- Date of submission: Monday, 08.07.2024

1. PROJECT

a) Language Connection (Roll no. 1 to 20)

Diversity acknowledges and celebrates the unique characteristics, backgrounds, cultures, beliefs, and perspectives of individuals and communities. Unity emphasizes the importance of coming together despite differences to work towards common goals. Students have to make a wall hanging with **at least three sentences** using the adjectives related to diversity, unity, heritage, culture, etc. (Eg: India is a **diverse** country.). Students can use **any adjective** related to the theme (Ek Bharat Shreshtha Bharat), also representing each adjective with the help of an image.



b) Cultural Collage (Roll no. 21 onwards)

Understanding different cultures helps foster respect and appreciation for diversity. It teaches us that there is more than one way to live and that each culture has its own unique value. It helps us develop empathy and compassion towards people from diverse backgrounds. Students have to **create a collage** (using pictures of dances, festivals, traditional attires, cuisines, etc) showcasing the **cultural diversity** of India mentioning the names of the states as well.

(To be done on an A3 sheet)



2. Let's learn and practice the school script (All Students)

Holidays are the best time for self-practice and self-improvement.

Write 5 pages of English writing following the school script. Writing practice **is to be done in Expressions.**

The school script is available on English Google Classroom.

3. Recitation

Reading rhyming poetry out loud makes it easier for young students to learn new words. When reciting poetry, students are given the freedom to express feelings to their audience. It makes learning interesting and helps them use words to make an impact.

Learn and recite the following poems:

1. All are Welcome (CB, Pg. 21)
2. Freedom (CB, Pg. 95)

हिंदी

सामान्य दिशा निर्देश :

❖ प्र०1 से प्र०3 विद्यार्थी अपने अनुक्रमांक (roll no.) के अनुसार ही करेंगे ।

❖ देय तिथि - 05.07.24

अनुक्रमांक - 1 से 15

प्र०1) भारत कहलाता है त्योहारों का देश , त्योहार देते जीवन में उमंग का सन्देश '

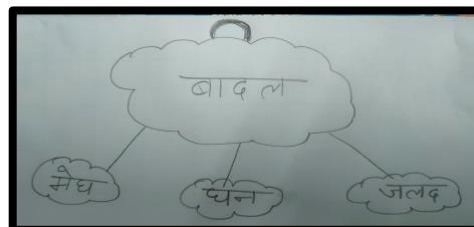
विद्यार्थी इन्हीं बातों को ध्यान में रखते हुए भारत के किसी भी पाँच राज्यों के प्रमुख त्योहारों के विषय में चित्र सहित लिखकर बोध पत्र (फ्लैश कार्ड) का निर्माण करेंगे ।

अनुक्रमांक - 16 से 30

प्र०2) ' समान अर्थ जो बतलाए , पर्यायवाची या समानार्थी शब्द कहलाए । '

विद्यार्थी इन्हीं बातों को ध्यान में रखते हुए भारत की प्राकृतिक सुंदरता बढ़ाने वाले किन्हीं पाँच तत्वों(जल , नदी, पहाड़ , सूर्य आदि) के पर्यायवाची शब्द लिखकर हस्तनिर्मित भित्ति अलंकरण (वॉल हैंगिंग) बनाएँगे ।


संदर्भ के लिए नीचे दी गई छवि का उपयोग करें।



अनुक्रमांक - 30 से अंत तक

प्र०3) पुस्तकें हमारी सच्ची मित्र कहलाती हैं, जीवन में सच्ची राह दिखलाती हैं।'

विद्यार्थी इसी बात को ध्यान में रखते हुए कोई भी शिक्षाप्रद व नैतिक मूल्य से युक्त कहानी का पठन करेंगे तथा उसका आवरण पृष्ठ (बुक कवर) तैयार करेंगे।
संदर्भ के लिए नीचे दी गई छवि का प्रयोग करें।



MATHEMATICS

General Instructions:



- Homework to be done on the A-3 size coloured sheets.
- Work should be done systematically as per the given instructions.
- Date of submission: Tuesday, 09.07.2024

Roll no (1 to 8)

1. Prepare a 3-D model to represent a cuboid

example-To represent cuboid a model of brick can be made

2. Prepare a comic-script depicting the importance of any mathematical concept used in daily life on a chart paper.



(Roll No 9 to 16)

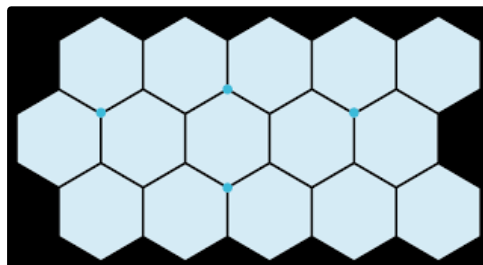
1. Prepare a 3-D model to represent a cube
example-To represent a cube a model can be made as shown in picture below
2. Draw a pictograph to represent the no. of monuments in any 5 states of India on a A3 sheet



Days	Ice-Cream	🍦 = 5 Ice-creams
Day 1	🍦	
Day 2	🍦 🍦 🍦	
Day 3	🍦 🍦	
Day 4	🍦 🍦 🍦 🍦	


(Roll No 17 to 24)

1. Prepare a 3-D model to represent a cone
example-To represent a cone as a model of a birthday cap can be made.
2. Tessellation is a pattern made up of shapes without leaving any gap between them.
Create a tessellation using best out of waste material on A3 sheet (bottle caps, egg trays, straws, paper plates, ice-cream sticks)



Roll No 25 to 32)

1. Prepare a 3-D model to represent a cylinder.
example-To represent a cylinder as a model of a pen stand can be made.
2. Use geometric shapes (e.g., circles, triangles, squares) to design your own holiday decorations, such as snowflakes, garlands, or greeting cards. Practice symmetry, patterns, and spatial reasoning as you create your designs on A3 sheet.



(Roll No 33 to 40)

1. Prepare a 3-D model to represent shape sphere.

example-To represent a sphere as a model of a globe (Earth) can be made.

2. Make an art using fraction in day to day life on A3 sheet.



Q. Learn tables from 1 to 10

EVS

General Instructions:

- Work should be done systematically as per the given instructions.
- Activity 1 is compulsory for all the students.
- Activity 2 is allotted roll number wise.
- Date of submission: Thursday, 04.07.2024.

1. Lakshadweep is a union territory of India, an administrative unit that is governed directly by the Indian central government. It consists of some three dozen small islands scattered over 30,000 square miles of the Arabian Sea. **Make a collage depicting the culture, handicrafts, paintings of Lakshadweep islands in the EVS Project file.** (Link for reference) <https://www.youtube.com/watch?v=oILOKrsdbfY>

2. Make a 3-D model using recycled materials:

- a) Water Cycle (Roll No. 1 to 10)
<https://youtu.be/P-cvAoqjKJ4> (Link for reference)
- b) Nests of birds-Weaver bird and Tailor bird (Roll No. 11 to 20) https://youtu.be/nKtazSm-8dI?si=GzI5ZXjABAl_MPcC (Link for reference)
<https://youtu.be/6dfWciJugeA?si=8bg1IFVknplbxRiv>
- c) Air Pollution (Roll No. 21 to 30)
<https://youtu.be/Xjx6vrVru5Y?si=XTjsxCRoX3z96GMz> (Link for reference)
- d) Different means of transport (Roll No. 31 onwards)
<https://youtu.be/u8pgD5ZVFhE?si=uWavqyqLZiupqmcG> (Link for reference)

COMPUTER SCIENCE

General Instructions:

- The poster should be created in Paint 3 D or MS Paint.
- Kindly upload your entries in the Computer Google Classroom in PDF format.
- Date of submission: Monday, 01-07-2024.

Draw a poster/scene in Paint 3 D or MS Paint on topic- "Life below water " (i.e. SDG Goal 14: Healthy oceans and seas are essential to human existence and life on Earth). Also add one suitable quote related to SDG-14 in your scene. You can make use of different features of MS Paint or Paint 3 D like shapes, brushes, text tool etc. to make your scene creative. Few Links have been shared for reference-
<https://www.youtube.com/watch?v=4ADUuMdw3Po>, <https://www.youtube.com/watch?v=nUlbjzawSqM>
<https://www.youtube.com/watch?v=oz3h31GvdLc>

ART AND CRAFT

General instructions:

- Complete your all work yourself
- Do neat and clean work
- Improve your hand -eye coordination and develop your skills
- Date of submission: Wednesday, 10.07.2024

1. Art and craft book pages:

Page No. 21– The Magic of Our Galaxy

Page No. 24– Fun with Craft (Ladybug)

Page No. 29– Fun with Craft (Flower vase)

2. Sketch File Topic: - Go Green Poster

3. Craft activity: Roll no- 1-20

Creative pen stand (best out of waste)

A pen stand is an item of utility as it is used to store pens, pencils or other small stationary items. A pen stand can be spherical, hexagonal, rectangular, pentagonal or octagonal in shape but designed in an appropriate manner leaving space to keep things inside it.

<https://youtu.be/Kck3L85YoWU?feature=shared> (Link for reference)



4. Make a handicraft jewellery of Lakshadweep. Roll no-21 onwards

Lakshadweep is well-known for its ancient jewellery-making traditions, which have been passed down through centuries. Laccadive jewellery is expertly produced by local artists and boasts distinctive designs made of gold, coral, and pearls. Make a beautiful handicraft from Lakshadweep.

[:https://youtu.be/V6XnbPsLaEE?feature=shared](https://youtu.be/V6XnbPsLaEE?feature=shared) (Link for reference)

